

KEEP SPREADING THE LOVE!

Print these Valentine's Day cards as 1 sheet (double-sided) and fold across the line as indicated. Use the blank space inside to write a special message for your loved one - even just a simple "I'm thinking of you" note will mean so much!



SPREAD THE LOVE AT
savethechildren.ca/love

FOLD HERE

**HAPPY
VALENTINE'S
DAY!**



FOLD HERE

KEEP SPREADING THE LOVE!


Print these Valentine's Day cards as 1 sheet (double-sided) and fold across the line as indicated. Use the blank space inside to write a special message for your loved one - even just a simple "I'm thinking of you" note will mean so much!



SPREAD THE LOVE AT
savethechildren.ca/love

FOLD HERE

**HAPPY
VALENTINE'S
DAY!**



FOLD HERE

KEEP SPREADING THE LOVE!

Print these Valentine's Day cards as 1 sheet (double-sided) and fold across the line as indicated. Use the blank space inside to write a special message for your loved one - even just a simple "I'm thinking of you" note will mean so much!



SPREAD THE LOVE AT
savethechildren.ca/love

FOLD HERE

A large teal rectangular area containing a graphic of scattered red hearts of various sizes, some appearing to float upwards. At the bottom left, there is a white, scalloped-edged shape resembling a cloud or a torn paper edge.


**HAPPY
VALENTINE'S
DAY!**

FOLD HERE

SPREAD THE LOVE!




Print these special cards out double-sided (so the fun activities on the back print correctly) and color them in. Once you're done, grab a pair of scissors to cut them out (with adult supervision!) and share it with your family and friends. Most importantly: don't forget to have fun!



**You're
Llamazing!**




You're the Swan for Me!




Love Is Magical!



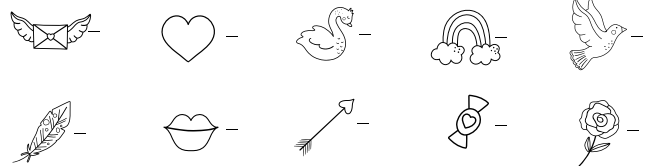

Hoppy Valentine's Day!




WHAT'S INSIDE?



I SPY




COLOR BY NUMBER



1 = yellow 2 = blue 3 = pink 4 = grey

Help the hearts meet in the middle of the maze!




SPREAD THE LOVE!



Print these special cards out double-sided (so the fun activities on the back print correctly) and color them in. Once you're done, grab a pair of scissors to cut them out (with adult supervision!) and share it with your family and friends. Most importantly: don't forget to have fun!

I Love You Beary Much!



You're Turtley Awesome




Nuts About You!



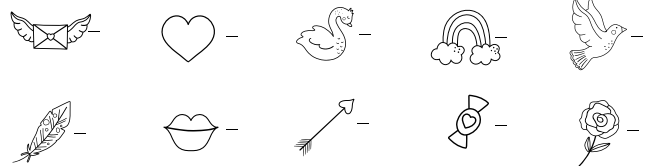

I Wuff You!




WHAT'S INSIDE?



I SPY



COLOR BY NUMBER



1 = yellow 2 = blue 3 = pink 4 = grey

Help the hearts meet in the middle of the maze!

